


Purchasing on our website explained

1. Click on Purchase Now button as shown below.



2. Select your product(s)-(add to bag) as shown in below example.



3. You will then receive an option to either Add more products or Go to Checkout.



4. You will then receive the total amount of the product(s) along with the shipping fee. Select checkout.



Purchasing on our website explained

5. Fill out the given form carefully. This is where your product(s) will be shipped to.



A shipping address form with the following fields: Full Name, Address Line 1 (with subtext "Street address, P.O. box, company name, c/o"), Address Line 2 (with subtext "Apartment, suite, unit, building, floor, etc."), City, State/Province (with a dropdown menu showing "Western Cape" and subtext "We only ship within South Africa"), Zip/Postal Code, and Phone Number. A lock icon is visible in the bottom right corner of the form.

6. Once completed, select continue on right hand side.



7. Payment method includes Mastercard, Visa or Amex.



A payment method selection form with a radio button selected for "Credit or debit card". Below this are three icons for Mastercard, VISA, and American Express.

8. Enter a valid email address.




An email input field with the placeholder text "Enter your e-mail or" and a "Sign In" button next to it. Below is a text box labeled "E-mail".

9. For future use you could create a password but it remains optional.

Create password (optional)

Please create a password if you want to open an account with Go Life Health Products Store.

This allows you to track your order history and store your shipping addresses to checkout faster next time.



A password creation form with two text boxes: "Password" and "Retype password".



Purchasing on our website explained

10. When prompted to enter your billing address, you could:

1. Tick the box that your billing address is the same as the shipping address; or
2. Enter the specific delivery address

Enter billing address

Tick the box that your billing address is the same as the shipping address

Bill Name: Go Life
Address Line 1: 203 Potchefstroom
Address Line 2: 404444, 404444, 404444, 404444
City: Kapstadt
South Africa: Western Cape
Zip/Postal Code: 7800
Country: South Africa
Phone Number: 0824457100

11. Click on Continue if all information you provided is true and correct.



12. Enter your card details that you are paying with here.

Payment to Go Life Health Products Limited

Go Life Healthcare Store: Order 78, Ref: 78
Payment Total R 85.00 (ZAR)

Payment by card Installment payment

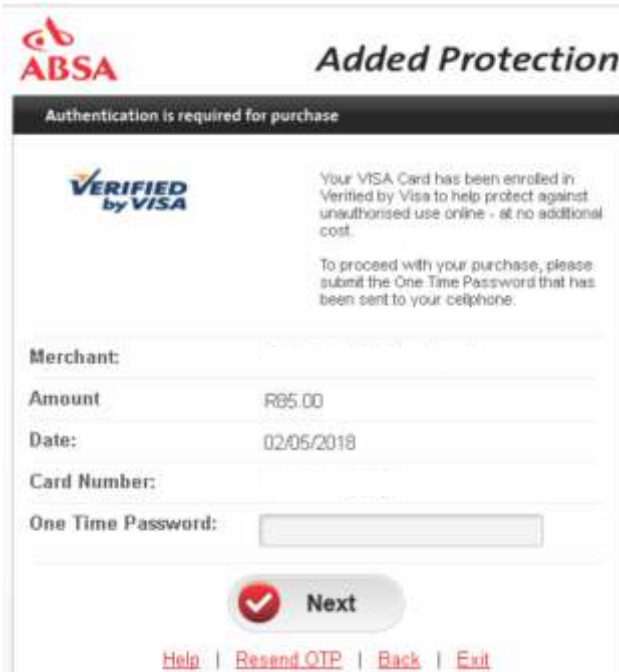
Card Number: [input field]
Expiry Date: -month- -year-
Name on Card: [input field]
CVC Number: [input field]
Email Address: hofopulence@gmail.com
Budget Period: DD

PAY

Terminal 02 2009 | Tel: 044 382 0670 |
Center, Krugersdorp, Western Cape, South Africa 7800
Merchant acquiring bank: ABSA
Transactions processed by Virtual Card Services | Privacy statement

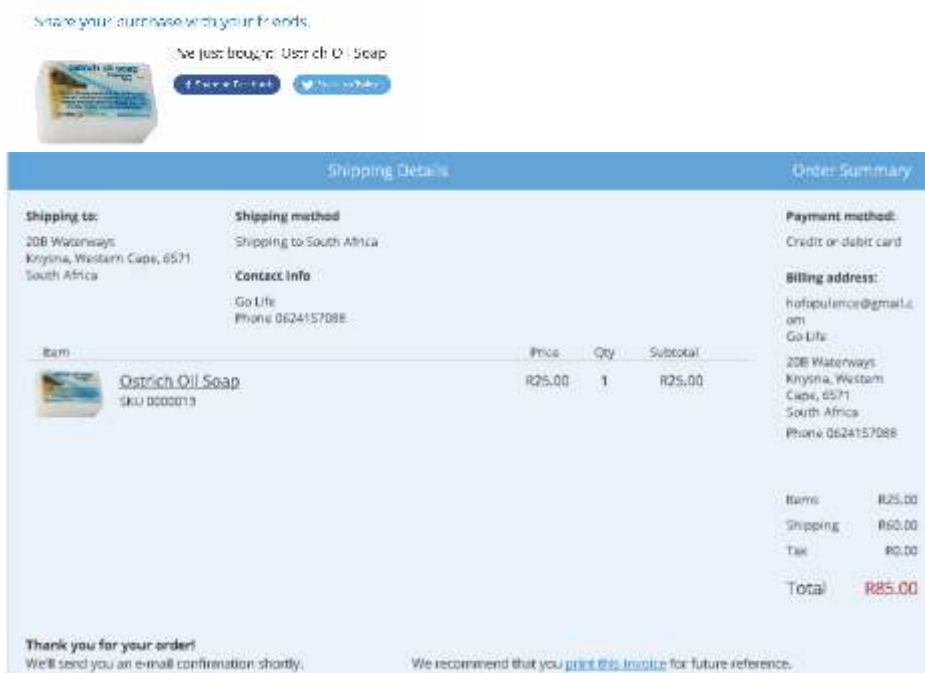
Purchasing on our website explained

13. You might receive the following screen for you to enter a one time pin.



14. Another window will open confirming your order and the details that you have entered.

Your order has been placed.



15. Your order will be shipped as soon as payment reflects in our account.

[Continue on our website by clicking here.](#)